



Media On Demand for Computers



STEP 1

Go to mediaondemand.org

STEP 2

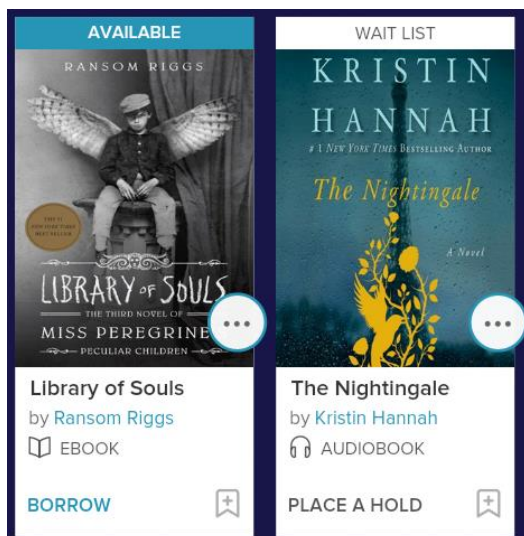
In the upper right-hand corner, click **Sign In**. Choose **Frankfort Public Library District** from the list.

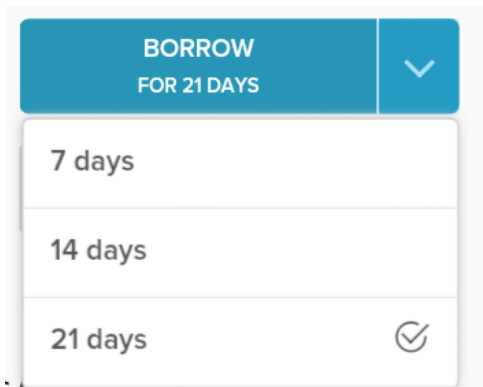
- Submit your library **card number** and **PIN**.
- Your default PIN is the last 4 digits of your phone number.
- You can reset it here. <http://bit.ly/2heho1P>

STEP 3

You will see a list of books to check out

- **AVAILABLE** means you can check it out now.
- **WAIT LIST** means you can place a hold and be notified when the book is ready.
- Note that you can check out **EBOOKS** and **AUDIOBOOKS**.





STEP 4

Tap a book for more information.

- You can adjust your checkout period by tapping the arrow (21 days max).
- Tap **BORROW**.
- Tap **READ NOW**. Your book will open in a new tab.



STEP 5

Click the “**Read (In your Browser)**” button.

- Your book will open in a new browser tab.

OTHER TIPS

OFFLINE READING

If you are traveling or don't have consistent Internet access, you will want to download the book so you can read it offline. In the browser tab for your eBook, click the menu button.

- Click **Offline Access**.
- Click **Download all Pages for Reading Offline**.
- Bookmark this page in your Browser.



Q | Search

Advanced

Formats

Streaming video

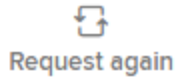
AUDIOBOOKS & MOVIES

Media On Demand also has Audiobooks and Streaming Video.

- Go to **Advanced** Search.
- Limit the format to **Overdrive Listen** or **Streaming Video**.



Return



Request again

EARLY RETURN

You can Return titles before your lending period expires.

- Go to the **Loans** page.
- Click **Return**.

RENEWALS

You have the option to renew a title if there are **no other holds** on it within **3 days** of its return date.

- Go to the **Loans** page.
- Click **Request Again**.