



Media On Demand for Tablets and Smart Phones



SETTING UP THE APP



STEP 1

Be sure you have a wireless connection (tap the **Settings** icon and then tap **Wi-Fi** under Settings).



STEP 2

Go to your **App Store** and search for **OverDrive**. Install it and open it.

SIGN UP

STEP 3

You will be prompted to make an **Overdrive Account**. Click Sign up.

- Choose the option to **Sign up using library card**.

Sign up using library card

frankfort.public Go

Search By Name Location

Indiana Digital Media

Frankfort Community Public Library
208 W Clinton St, Frankfort, Indiana 46041-1899

Media On Demand

Frankfort Public Library District
21119 S Pfeiffer Rd, Frankfort, Illinois 60423-8699

STEP 4

Search “**Frankfort Public**”

- Select **Frankfort Public Library District** under **Media On Demand**.

Sign into your library

SELECT YOUR LIBRARY FROM THE LIST BELOW:

Frankfort Public Library District

CARD NUMBER

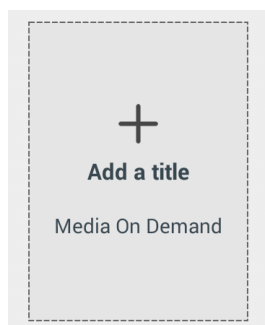
PIN

STEP 5

Choose **Frankfort** from the list. Submit your library **card number** and **PIN**.

- Your default PIN is the last 4 digits of your phone number.
- You can reset it here. <http://bit.ly/2heho1P>

CHECKING OUT ITEMS



STEP 6

Tap the button to **Add a title**.

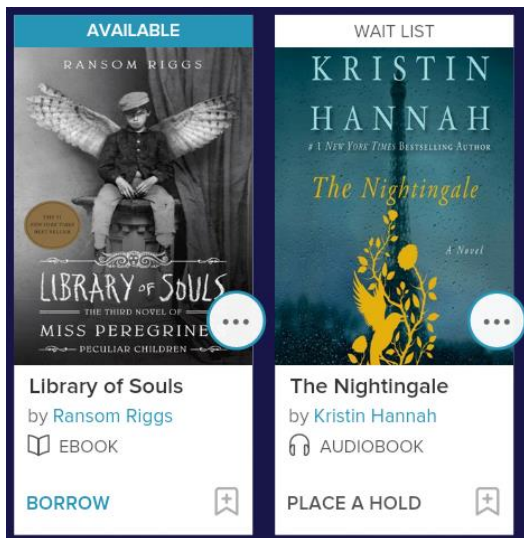
may be available to you. Sign in to see the full cc

SIGN IN

STEP 7

Tap **SIGN IN**.

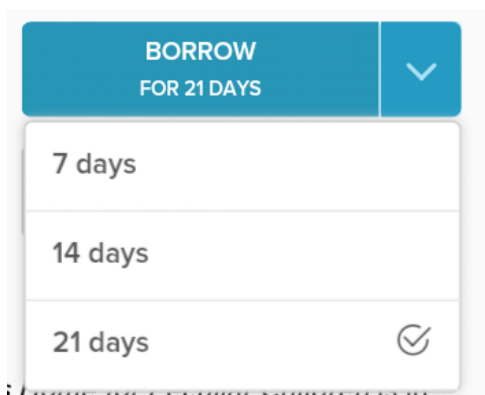
- Choose **FRANKFORT PUBLIC LIBRARY DISTRICT**.
- Enter you **Card Number** and **PIN**.
- Tap **REMEMBER MY CARD NUMBER ON THIS DEVICE** so you don't have to re-enter your info.



STEP 8

You will see a list of books to check out


- **AVAILABLE** means you can check it out now.
- **WAIT LIST** means you can place a hold and be notified when the book is ready.
- Note that you can check out **EBOOKS** and **AUDIOBOOKS**.



STEP 9

Tap a book for more information

- You can adjust your checkout period by tapping the arrow (21 days max)
- Tap **BORROW**.
- Tap **ADD TO APP**.

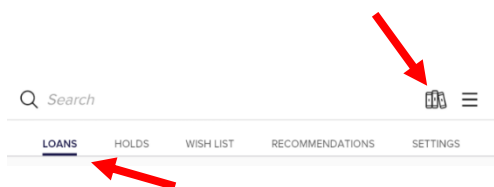


STEP 10

To select your downloaded eBook

- Tap the App's **Menu Button** in the upper left hand corner.
- Go to the **Bookshelf** and tap the book cover.
- While reading the book, tap the middle of the screen to bring up your menus. You can change the font size or go back to your bookshelf.

OTHER TIPS



FINDING CHECKOUTS AND HOLDS

When on the Media On Demand homepage, tap the **book icon**. You can see your current loans. You can also see your place on **hold lists**.



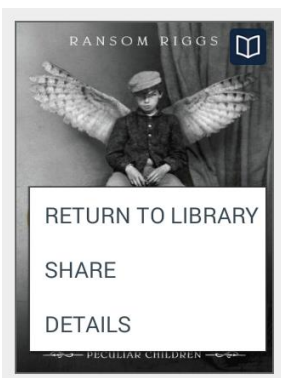
Advanced

Formats

Streaming video

STREAMING VIDEO

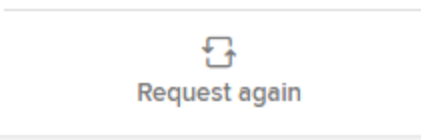
Media On Demand also has streaming video. To explore the collection, limit the format to **Streaming Video** under advanced search.



EARLY RETURN

You can **Return** titles before your lending period expires.

- Go Bookshelf on your device to see your list of titles.
- **Touch and hold** the cover of the book you wish to return.
- A menu will pop up – Select **Return to Library**.



RENEWALS

You have the option to renew a title if there are **no other holds** on it within **3 days** of its return date.

- Go to the **Loans** page.
- Click **Request Again**.